









BULLETIN: 2025-RR-03
DATE: May 9, 2025
FROM: Pat Cyr, Race Director

TO: All License Holders and Race Officials
SUBJECT: Sponsor Decal Requirements










1) Appendix 'N' – Car Preparation Section 4.2 CASC-OR IDENTIFICATION

The details for the sponsor decal placement are below, defined by competitor group.

All Cars

Sponsor/ Required Decal	Image	Placement
CASC		both sides and visible from front
Triangle (B license)		visible from behind
Master Kill switch		beside switch
Tow hook		near tow location
Fire extinguisher (if installed)		near extinguisher trigger
Lithium-ion (if installed)		beside master switch
Class designation	GT1	both sides and visible from behind car on sedans



Formula Libre, F4, F1600 and Radicals

Sponsor/ Required Decal	Image	Placement
Automoves		left and right side on rear engine cover
RevTV		left and right side on rear engine cover
Inside Track		both sides
Joker F/X		both sides
Braidan Tire		both sides
Touchette Motorsport		both sides
Mantis Autosport		both sides
Polito Ford		both sides
Stoneridge Insurance		both sides

Mandatory decal locations



Vintage, closed wheel

Sponsor/ Required Decal	Image	Placement	Formula Libre
Automoves		top of windshield, drivers right	✓
RevTV		top of windshield, drivers left and on rear bumper	✓

Mandatory decal locations



Front windshield



Rear bumper area


















Vintage open wheel

Sponsor/ Required Decal	Image	Placement	Formula Libre
Automoves		left and right side on rear engine cover	✓
RevTV		left and right side on rear engine cover	✓

Mandatory decal locations




Miata Canada Cup

Sponsor/ Required Decal	Image	Placement
Miata Canada Cup		both sides
MAZDA		top of windshield.
Roadsport Auto Group		right side of the windshield banner
RevTV		left side of the windshield banner & on rear bumper
Automoves		visible from front & on rear bumper
6 Sigma Sim Racing		visible from front and on both sides
Powersports Garage		both sides
Inside Track		both sides
Joker F/X		both sides
Braidan Tire		both sides
Touchette Motorsport		both sides
Mantis Autosport		both sides
Polito Ford		both sides
Stoneridge Insurance		both sides
imove Canada		both sides


Miata Canada Cup

Mandatory decal locations














Front view



Rear view



Pirelli Challenge

Sponsor/ Required Decal	Image	Placement
GT Championship		both sides
Pirelli		one per wheel arch
Pirelli Windshield banner		top of windshield,
Roadsport Auto Sport		right side of banner
Automoves		both sides & on rear bumper
RevTV		left side of banner & on rear bumper
Inside Track		both sides
Joker F/X		both sides
6 Sigma Sim Racing		both sides
Brack Driving Concepts		both sides
Braidan Tire		both sides
Touchette Motorsport		both sides
imove Canada		both sides

Pirelli Challenge

Mandatory decal locations

Windshield



Wheel arches

